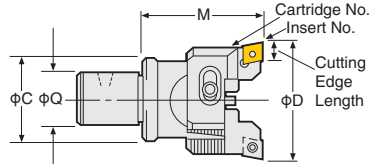



MODULAR TYPE RAC BORING HEAD

NIKKEN

RAC-E Balance-Cut Boring Head



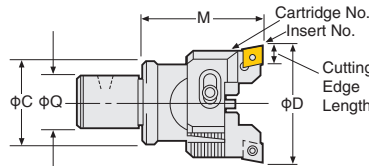
For Steel, Stainless Steel and Cast Iron
CC Insert (Positive type)

P.78

Head Code No.	Boring Range D	Boring Depth M	Coupling Dia Q	C	Cartridge No.	Insert No.	Cutting Edge Length	Weight (Kg)
12-RAC 25 - 55E	25 ~ 32	55	12	24	RCC-025E	CC07	8.0	0.4
16-RAC 32 - 55E	32 ~ 45		16	31	RCC- 32E	CC08	9.7	0.5
20-RAC 43 - 70E	43 ~ 55	70	20	40	RCC- 43E	CC12	12.9	0.7
26-RAC 53 - 70E	53 ~ 70		26	50	RCC- 53E			0.8
26-RAC 70 - 70E*	70 ~ 100		26	50	RCC- 70E			1.0
34-RAC 70 - 85E		85				34	64	1.5
42-RAC100 -100E	100 ~ 130	100	42	83	RCC-100E			2.9

★Code No. of RAC25 and RAC32 with CC inserts are changed to RAC25E and RAC32E. ★Insert tips are supplied as an option. P.78 Please refer P.124 for cutting condition.
★For centre through coolant type, please add "-C" at the end of Code No. e.g. 26-RAC53-70E-C *Mark : 26-RAC70-70E is not available with oil hole specification.

RAC Balance-Cut Boring Head



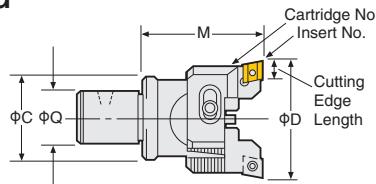
For Heavy Duty Boring of Iron and Cast Iron
CN Insert (Negative type)

P.80

Head Code No.	Boring Range D	Boring Depth M	Coupling Dia Q	C	Cartridge No.	Insert No.	Cutting Edge Length	Weight (Kg)
20-RAC 43 - 70	43 ~ 55	70	20	40	RCC- 43	CN08	12.9	0.7
26-RAC 53 - 70	53 ~ 70		26	50	RCC- 53			0.8
26-RAC 70 - 70*	70 ~ 100	26	50	RCC- 70	1.0			
34-RAC 70 - 85					85	34	64	1.5
42-RAC100 -100	100 ~ 130	100	42	83	RCC-100			2.9

★Insert tips are supplied as an option. P.80 Please refer P.124 for cutting condition.
★For centre through coolant type, please add "-C" at the end of Code No. e.g. 26-RAC53-70-C *Mark : 26-RAC70-70 is not available with oil hole specification.

RAC-A Balance-Cut Boring Head



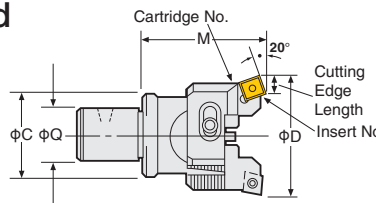
For Aluminum

P.82

Head Code No.	Boring Range D	Boring Depth M	Coupling Dia Q	C	Cartridge No.	Insert No.	Cutting Edge Length	Weight (Kg)
12-RAC 25 - 55A	25 ~ 32	55	12	24	RAC- 25A	AEG12	9.5	0.4
16-RAC 32 - 55A	32 ~ 45		16	31	RAC- 32A	0.5		
20-RAC 43 - 70A	43 ~ 55	70	20	40	RAC- 43A	AEG16	15.875	0.7
26-RAC 53 - 70A	53 ~ 70		26	50	RAC- 53A			0.8
26-RAC 70 - 70A*	70 ~ 100		26	50	RAC- 70A			1.0
34-RAC 70 - 85A		85				34	64	1.5
42-RAC100 -100A	100 ~ 130	100	42	83	RAC-100A			2.9

★Insert tips are supplied as an option. P.82 Please refer P.124 for cutting condition.
★For centre through coolant type, please add "-C" at the end of Code No. e.g. 26-RAC53-70A-C *Mark : 26-RAC70-70A is not available with oil hole specification.

RAC-K Balance-Cut Boring Head



For Through Hole and Multi Sheets

P.84

Head Code No.	Boring Range D	Boring Depth M	Coupling Dia Q	C	Cartridge No.	Insert No.	Cutting Edge Length	Weight (Kg)
12-RAC 25 - 55K	25 ~ 32	55	12	24	RAC- 25K	SC09	7.4	0.4
16-RAC 32 - 55K	32 ~ 45		16	31	RAC- 32K	0.5		
20-RAC 43 - 70K	43 ~ 55	70	20	40	RAC- 43K	SC12	11.9	0.7
26-RAC 53 - 70K	53 ~ 70		26	50	RAC- 53K			0.8
26-RAC 70 - 70K*	70 ~ 100		26	50	RAC- 70K			1.0
34-RAC 70 - 85K		85				34	64	1.5
42-RAC100 -100K	100 ~ 130	100	42	83	RAC-100K			2.9

★Insert tips are supplied as an option. P.84 Please refer P.124 for cutting condition.
★For centre through coolant type, please add "-C" at the end of Code No. e.g. 26-RAC53-70K-C *Mark : 26-RAC70-70K is not available with oil hole specification.

BT