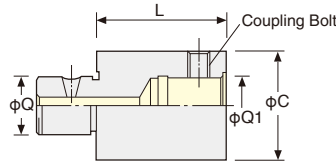


# SPACER for MODULAR TYPE

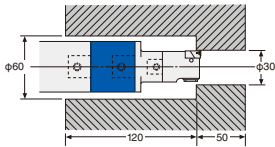


## Extension Spacer



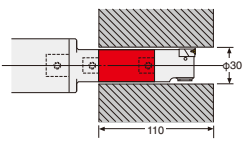
SP

Example of small diameter boring in a deep recess using the largest diameter extension spacer in order to maintain rigidity.



BT40-Q26-95  
**SP26-26-60**  
 SP26-12-30  
 12-ZMAC25-40V

Example of deep hole boring using the extension spacer with the same diameter as head.

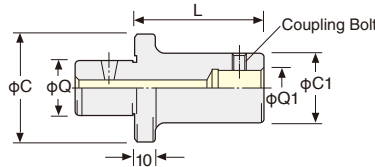


BT40-Q26-95  
 SP26-12-30  
**SP12-12-60**  
 12-ZMAC25-40V

Code No. Q-Q1-L	Coupling Dia		C	Coupling Bolt No.	Weight (kg)
	Q	Q1			
SP 9- 9-30, 45	9	9	19	B19	0.06, 0.1
SP 12-12-30, 45, 60	12	12	24	B12	0.1, 0.15, 0.2
SP 16-16-30, 45, 60	16	16	31	B16	0.15, 0.25, 0.35
SP 20-20-45, 60	20	20	40	B20	0.4, 0.5
SP 26-26-60, 90	26	26	50	B26N	0.8, 1.2
SP 34-34-60, 90	34	34	64	B34	1.4, 2.0
SP 42-42-60, 90	42	42	83	B42	2.4, 3.4

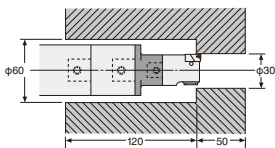
★φC of SP26 Spacer has been increased from 45mm to 50mm due to improvement of its rigidity.  
 ★All spacers have a centre through-tool coolant hole. ★The Coupling screw is included as standard.

## Stepped Spacer



SP

Example of small diameter boring in deep recess using stepped spacer with the same diameter as head.



BT40-Q26-95  
 SP26-26-60  
**SP26-12-30**  
 12-ZMAC25-40V

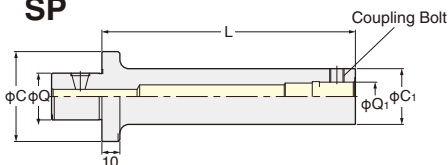
Code No. Q-Q1-L	Coupling Dia		C	C1	Coupling Bolt No.	Weight (kg)
	Q	Q1				
SP 12- 9-45	12	9	24	19	B19	0.1
SP 16- 9-45	16	9	31	19	B19	0.15
-12-60		12		24	B12	0.25
SP 20- 9-45	20	9	40	19	B19	0.2
-12-60		12		24	B12	0.3
-16-60, 90		16		31	B16	0.4, 0.6
SP 26- 9-30, 45	26	9	50	19	B19	0.3, 0.3
-12-30, 60		12		24	B12	0.3, 0.4
-16-30, 60, 90		16		31	B16	0.3, 0.5, 0.6
-20-30, 60, 100		20		40	B20	0.4, 0.6, 1.0
SP 34-16-60, 90	34	16	64	31	B16	0.7, 0.9
-20-60, 100		20		40	B20	1.0, 1.3
-26-60, 100		26		50	B26N	1.1, 1.5
SP 42-20-60, 100	42	20	83	40	B20	1.2, 1.6
-26-60, 100		26		50	B26N	1.4, 1.9
-34-60, 100		34		64	B34	1.8, 2.5

★φC of SP26 Spacer has been increased from 45mm to 50mm due to improvement of its rigidity.  
 ★All spacers have a centre through-tool coolant hole. ★Coupling bolt is supplied as standard.

## A1 Spacer for Deep Hole



SP



L/D:MAX.6 times

Code No. Q-Q1-L	Coupling Dia		C	C1	MAX. L	Weight (kg)
	Q	Q1				
SP 26- 9- 85-A1	26	9	50	19	85	0.6
-12-115-A1		12		24	115	0.7
-16-140-A1		16		31	140	0.9
-20-180-A1		20		40	180	1.2
-26-190-A1		26		50	190	1.5

Please specify the "L" length when ordering. Code No. is e.g SP26-9-85-A1 (Q1=9 and L=85)



Modular connection system is the face contact system drawing-in by the bolt, which top shape is gentle taper.

1. Insert a head by adjusting the hole positions.
2. Tighten the bolt temporary, then loosen slightly.
3. Tighten the bolt again by moving the head CW and CCW. (Centering each other)
4. Then tighten the bolt completely until face contact.