

# HSK BASE HOLDER for MODULAR TYPE

**NIKKEN**



Q

Fig.1

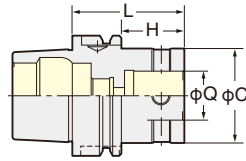


Fig.2

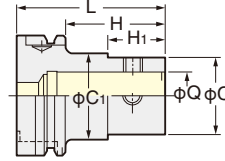
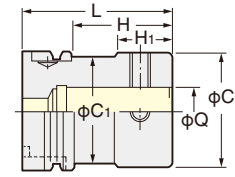


Fig.3



TAPER	Code No.	Q	L	C	C1	H	H1	Coupling Bolt No.	Fig.	Weight(kg)	
<b>HSK 40A</b>	<b>HSK 40A-Q26- 75</b>	26	75	50	33.6	55	40	B26N	3	0.8	
<b>HSK 50A</b>	<b>HSK 50A-Q26- 75</b>	26	75	50	41.6	48	33	B26N	3	1.1	
<b>HSK 63A</b>	<b>HSK 63A-Q 9- 80</b>	9	80	19	30	49	5	B19	2	0.7	
	<b>- 95N</b>		95			64	27			0.7	
	<b>-Q12- 80</b>	12	80	24	35	49	12	B12	2	0.8	
	<b>-110</b>		110			79	50			0.8	
	<b>-Q16- 95</b>	16	95	31	42	64	22	B16	2	1.0	
	<b>-125</b>		125			94	55			1.1	
	<b>-Q20- 80</b>	20	80	40	50	53	27	B20	2	1.4	
	<b>-110</b>		110			83	60			1.3	
	<b>-Q26- 60</b>	26	60	50	—	33	—	B26N	1	1.0	
	<b>- 95</b>		95			68				—	1.5
	<b>-140</b>		140			113				—	2.3
	<b>-Q34- 95</b>	34	95	64	52.4	68	53	B34	3	2.0	
	<b>-110</b>		110			83	68			2.4	
	<b>-Q42- 95</b>	42	95	83	52.4	68	35	B42	3	2.5	
<b>HSK100A</b>	<b>HSK100A-Q 9-110</b>	9	110	19	40	76	5	B19	2	2.3	
	<b>-125N</b>		125			91	27			2.3	
	<b>-Q12- 95</b>	12	95	24	44	61	12	B12	2	2.3	
	<b>-125</b>		125			91	50			2.3	
	<b>-Q16-125N</b>	16	125	31	50	91	22	B16	2	2.8	
	<b>-155</b>		155			121	55			2.9	
	<b>-Q20-110</b>	20	110	40	60	76	27	B20	2	3.0	
	<b>-125</b>		125			91	60			2.9	
	<b>-Q26- 65</b>	26	65	50	65	33	—	B26N	1	2.4	
	<b>-140</b>		140			106	45			2	4.5
	<b>-170N</b>		170			136	110				4.6
	<b>-Q34-140</b>	34	140	64	80	106	—	B34	1	4.4	
	<b>-170</b>		170			138	117			2	5.3
	<b>-200</b>		200			168	147				5.9
	<b>-Q42-125</b>	42	125	83	—	95	—	B42	1	5.3	
	<b>-190</b>		190			160				7.9	
	<b>-Q42-225A</b>	42	225	83	—	—	—	B42	1	11.7	
	<b>-275A</b>		275							14.4	
	<b>-325A</b>		325							17.1	
<b>-375A</b>	375		19.8								

- ★φC of Q26 base holder has been increased from 45mm to 50mm due to improvement of its rigidity.
- ★All base holders have a centre through-tool coolant hole.
- ★The Coupling screw & wrench are supplied as standard.
- ★When L length is required longer than standard, please specify the boring depth M.

