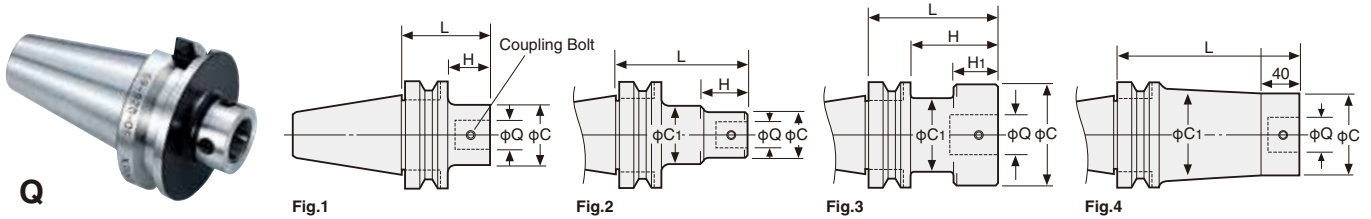


2LOCK BASE HOLDER for MODULAR TYPE

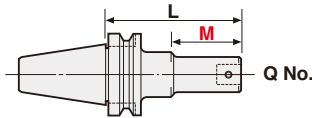
NIKKEN



TAPER	Code No.	Coupling Dia Q	L	C	C ₁	H	H ₁	Coupling Bolt No.	Fig.	Weight(kg)
No.30	NBT30-Q 9- 50	9	50	19	30	20		B19	2	0.5
	-Q12- 65	12	65	24		40		B12	1	
	-Q16- 50	16	50	31	-	25		B16		
	-Q20- 50	20		40		26		B20		
	-Q26- 40	26	40	50	45	18	6	B26N	3	
No.40	NBT40-Q 9- 80, 95N	9	80,95	19	30	5,27		B19	2	1.2, 1.2
	(NIT40)-Q12- 80,110	12	80,110	24	35	12,50		B12		1.2, 1.3
	-Q16- 95,125	16	95,125	31	42	22,55		B16		1.5, 1.6
	-Q20- 80,110	20	80,110	40	50	27,60		B20	1	1.5, 1.7
	-Q26- 50, 95,140	26	50,95,140	50	-	20,65,110		B26N		1.1, 1.8, 2.4
	-Q34- 95,110	34	95,110	64	62	68,83	55,70	B34	3	2.2, 2.6
	-Q42- 95	42	95	83	62	68	55	B42		2.8
No.50	NBT50-Q 9-110,125N	9	110,125	19	40	5,27		B19	2	4.1, 4.1
	(NIT50)-Q12- 95,125	12	95,125	24	44	12,50		B12		4.0, 4.0
	-Q16-125N,155	16	125,155	31	50	22,55		B16		4.5, 4.6
	-Q20-110,125	20	110,125	40	60	27,60		B20	2	4.6, 4.5
	-Q26- 65,140,170N	26	65,140,170	50	65	27,47,112		B26N		1,2,2
	-Q34-140,170,200	34	140,170,200	64	80	102,120,150		B34	1,2,2	5.6, 6.5, 7.1
	-Q42-125,190		125,190	83	-	87,152			1	6.5, 9.1
	-Q42-225A,275A 325A,375A	42	225,275 325,375	83	98	-		B42		4

★φC of Q26 base holder has been increased from 45mm to 50mm due to improvement of its rigidity.
 ★All base holders have a centre through-tool coolant hole.
 ★The Coupling screw & wrench are supplied as standard.

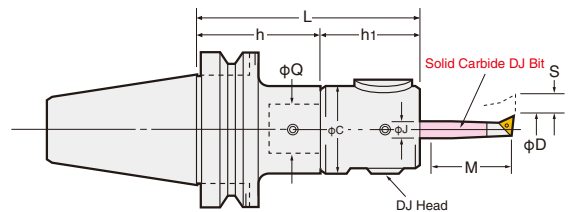
★When L length is required longer than standard, please specify the boring depth M.



2LOCK DJ BORING BAR

NIKKEN

For both wide range small quantity production and mass production
 Boring Head with **Power of Solid Carbide DJ Bit**



TAPER	Code No.	Boring Range	Boring Depth	L	C	Bit Hole Size	Shank Code No.	Head Code No.	Bit Stroke	DJ Bit Code No.
	NBTNo.-MinD-L	D	M			J	NBTNo.Q-h	Q-MinD-h ₁	S	
No.30	NBT30-DJ3- 80A	3~28	14~ 80	80	50	10	NBT30-Q26- 40	Q26-DJ3-40A	5.2	J10
	-DJ8- 84AN	3~50	14~130	84	59	16		-DJ8-44AN	6.0	J16
No.40	NBT40-DJ3- 90A	3~28	14~ 80	90	50	10	NBT40-Q26- 50	Q26-DJ3-40A	5.2	J10
	(NIT40) -135A			135						
	-DJ8- 94AN	3~50	14~130	94	59	16	NBT40-Q26- 50	-DJ8-44AN	6.0	J16
	-139AN			139						
No.50	NBT50-DJ3-105A	3~28	14~ 80	105	50	10	NBT50-Q26- 65	Q26-DJ3-40A	5.2	J10
	(NIT50) -210A			210						
	-DJ8-109AN	3~50	14~130	109	59	16	NBT50-Q26- 65	-DJ8-44AN	6.0	J16
	-214AN			214						

★MIN. dial readout on dia.: 0.01mm, Sub scale: 0.005mm, 0.8mm/rev.
 ★Each boxed set of DJ3 and DJ8 Boring Bars include 4 pcs of DJ Boring Bits as standard.
 Bits included for NBT40-DJ8-94A : J16-8-40, J16-18-80, J16-28-85, J16-38-85
 Bits included for NBT40-DJ8-94AN : J16-8-40, J16-18-60, J16-28-65, J16-38-65
 ★DJ Boring Bar without Boring Bits is also available. Please add“-BD”at the end of Code No. e.g. NBT40-DJ3-90A-BD

★Shank and DJ Head(including Boring Bits) are delivered in separate packages.
 ★Please refer P.100 for Boring Bits. Please refer P.118 for cutting condition.

2LOCK