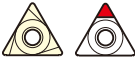
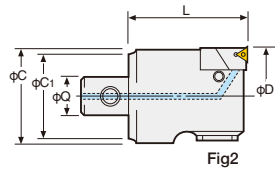
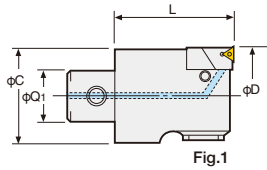


MODULAR TYPE ZMAC& ADVANCED BORING HEAD **NIKKEN**

For High Speed/Deep Hole Boring

ZMAC&-V  Triangular Insert type head





JAPAN PAT. 

Head No.	Boring Range D	Boring Depth M	Coupling Dia. Q	Remarks					Weight (Kg)			
				C	C1	Unit No.	Insert No.	Fig.				
12-ZMAC 25- 40AAV	24.8~32.2	40	12	24	-	M 3HZ- 25V	3MP-C,B	1	0.4			
16-ZMAC 32- 55AAV	31.8~42.2	55	16	31		M 4HZ- 32V	4MP-C,B		0.5			
20-ZMAC 42- 70AAV	41.8~55.2	70	20	40		M 5HZ- 42V	6MP-C,B		2	0.8		
26-ZMAC 55- 70AAV	54.8~70.2		26	53		M 5HZ- 55V				0.7		
34-ZMAC 70- 70AAV	69.8~85.2		34	67		M 7HZ- 70V				1.1		
42-ZMAC 85-100AAV	84.8~100.2	100	42	83		M10HZ- 85V				6MP-C,B	2	2.3
42-ZMAC100-100AAV	99.5~140.5		95	83		M10HZ-100V						2.8
42-ZMAC140-100AAV	139.5~180.5		135		M10HZ-140V	3.1						

★MIN. dial read out: ZMAC25&-V and smaller is 0.02mm on dia.

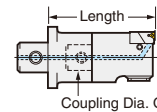
ZMAC32&-V and larger is 0.01mm on dia.

★The above boring ranges are based on heads with Nose/R 0.2 insert.


★“C” grade (Coated) insert for Steel, Stainless & Cast Iron is supplied as Standard with the head (Smooth boring & Long tool-life).  P.119 Please refer  P.117 for cutting condition. We would recommend “B” grade (CBN) insert for Hardened Steel & High Speed boring of Cast Iron.

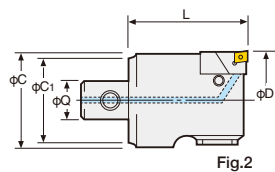
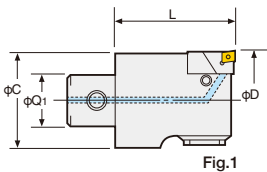
★Centre Through Tool Coolant function is available as standard.

★Code No. of the set with SP26 stepped spacer is Q26-Coupling Dia.-ZMAC○-Length AAV e.g. Q26-20-ZMAC42-100AAV



For High Speed/Deep Hole Boring

ZMAC& - VR  Rhomboid Insert type head



JAPAN PAT. 

Head No.	Boring Range D	Boring Depth M	Coupling Dia. Q	Remarks					Weight (Kg)	
				C	C1	Unit No.	Insert No.	Fig.		
16-ZMAC 32R - 55AAV	31.8~42.2	55	16	31	-	M 4HZ- 32VR	CC06-C	1	0.5	
20-ZMAC 42R - 70AAV	41.8~55.2	70	20	40		M 5HZ- 42VR			0.8	
26-ZMAC 55R - 70AAV	54.8~70.2		26	53		M 5HZ- 55VR			0.7	
34-ZMAC 70R - 70AAV	69.8~85.2		34	67		M 7HZ- 70VR	CC08-C		1.1	
42-ZMAC 85R -100AAV	84.8~100.2	100	42	83		M10HZ- 85VR			2.3	
42-ZMAC 100R -100AAV	99.5~140.5		95	83		M10HZ-100VR	CC12-C		2	2.8
42-ZMAC 140R -100AAV	139.5~180.5		135			M10HZ-140VR				3.1

★MIN. dial read out: ZMAC25&-VR and smaller is 0.02mm on dia.

ZMAC32&-VR and larger is 0.01mm on dia.

★“C” grade (Coated) insert for Steel, Stainless & Cast Iron is supplied as Standard with the head (Smooth boring & Long tool-life).  P.86 Please refer  P.117 for cutting condition. We would recommend “B” grade (CBN) insert for Hardened Steel & High Speed boring of Cast Iron.

★Centre Through Tool Coolant function is available as standard.

★Code No. of the set with SP26 stepped spacer is Q26-Coupling Dia.-ZMAC○-Length AAV e.g. Q26-20-ZMAC42R-100AAV

