


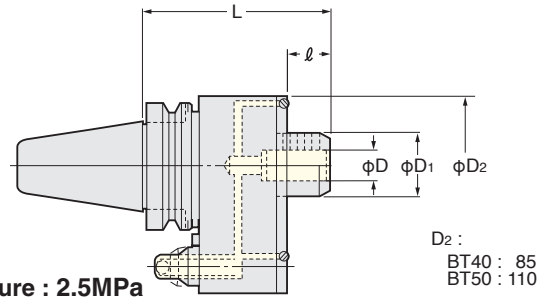
MULTI OIL HOLE HOLDER (2)



Side Lock type Multi Oil Hole Holder



- Tool life is extremely extended in straight shank drill.



MAX. Coolant Pressure : 2.5MPa

TAPER	Code No. -L	D	ℓ	D1	MAX.r/min	Weight (kg)	Collet
No.40	BT40-MOL16-130	16	34	34.5	5,500	3.1	—
	(IT40)-MOL20-130	20		44	4,000	3.5	—
	MOL25-130	25	39	49	3,500	3.8	OK25-16, 20
	-MOL32-135	32	44	59	3,000	8.0	OK32-16, 20, 25
No.50	BT50-MOL16-150	16	34	34.5	5,500	7.0	—
	(IT50)-MOL20-150	20		44	4,000	7.5	—
	-MOL25-150	25	39	49	3,500	7.8	OK25-16, 20
	-MOL32-150	32	44	59	3,000	8.0	OK32-16, 20, 25
	-MOL40-160	40	44	59	3,000	8.0	OK40-32

★For Collet, please refer P.139.

★IT40-MOL16-140, IT40-MOL20-140, IT40-MOL25-140 and IT40-MOL32-145 are also available.

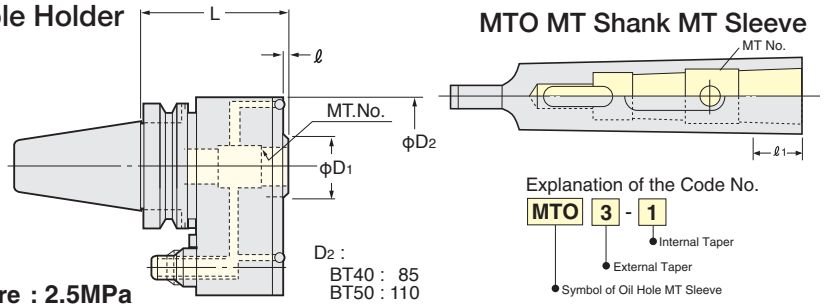
★Stopper block is available as an option. When ordering, please inform your M/C maker and Model as well as your M/C spindle flange dimension. P.324

Morse Taper type Multi Oil Hole Holder



MOM

MAX. Coolant Pressure : 2.5MPa



TAPER	Code No. -L	MT	ℓ	D1	MAX.r/min	Weight (kg)	Sleeve
No.40	BT40-MOM3- 95	3	0	—	5,500	2.6	MTO3-1, 2
	(IT40)-MOM4-105	4	17	44	4,000	2.6	MTO4-1, 2, 3
No.50	BT50-MOM3-113	3	0	—	5,500	6.3	MTO3-1, 2
	(IT50)-MOM4-120	4	4	44	4,000	6.8	MTO4-1, 2, 3
	-MOM5-120	5	4	59	3,000	6.8	—

★IT40-MOM3-105 and IT40-MOM4-115 are also available.

★() in sleeve shows ℓ1.

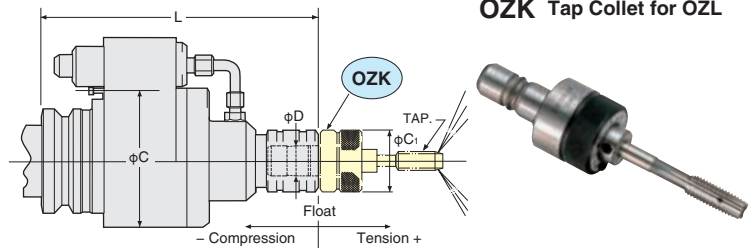
★Stopper block is available as an option. When ordering, please inform your M/C maker and Model as well as your M/C spindle flange dimension. P.324

Auto Depth Control Tapper Chuck for Oil Hole Tap



OZL

- To be used with Oil Hole Tap.
- Tapping depth is precisely controlled.
- MAX. 2,000r/min, MAX. Coolant Pressure : 1.5MPa



OZK Tap Collet for OZL

TAPER	Code No. -L	Tapping Capability			D	Float		C	C1	Weight (kg)	Tap Collet
		M	U	P		Compression	Tension				
No.40	BT40-OZL12-170	M 2~12	1/8~1/2	P1/16~1/4	19	5	4	82	38.5	4.8	OZK12
	(IT40)-OZL24-205	M 8~24	1/2~1	P1/4~5/8	30	6	7	98	56	5.3	OZK24
No.50	BT50-OZL12-185	M 2~12	1/8~1/2	P1/16~1/4	19	5	4	98	38.5	8.5	OZK12
	(IT50)-OZL24-210	M 8~24	1/2~1	P1/4~5/8	30	6	7	98	56	9.0	OZK24
	-OZL38-240	M18~38	3/4~1 3/8	P3/8~1	45	8	10	115	78	10.0	OZK38

★Stopper block is available as an option. When ordering, please inform your M/C maker and Model as well as your M/C spindle flange dimension. P.324

B1