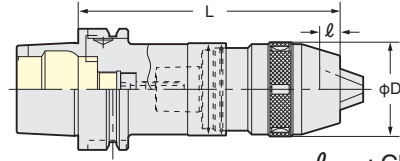


# HSK NC DRILL CHUCK



■ Compact, High Accuracy and Rigidity



l : Chucking Length  
 NPU 8 : 18.8mm  
 NPU13 : 26.5mm

NPU

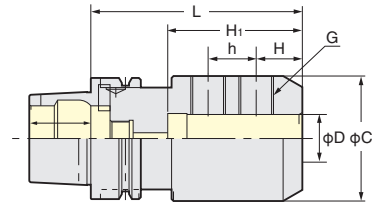
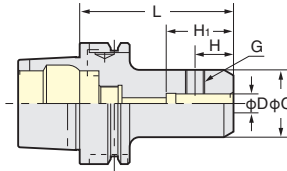
TAPER	Code No	Chucking Dia φ mm	D	L		Weight(kg)
				MIN.	MAX.	
HSK 40A	HSK 40A-NPU 8-114	0.3~8	38	114	121	0.8
HSK 50A	HSK 50A-NPU 8-118	0.3~8	38	118	125	1.0
	-NPU13-135	1~13	48.5	135	147	1.5
HSK 63A	HSK 63A-NPU 8-120	0.3~8	38	120	127	1.3
	-NPU13-135	1~13	48.5	135	147	1.9
HSK100A	HSK100A-NPU 8-130	0.3~8	38	130	137	2.7
	-NPU13-145	1~13	48.5	145	157	3.4

- ★Wrench is available as an option. The Code No. of wrench is NPU8:NPUL-8, NPU13:NPUL-13
- ★Centre Through Coolant (MAX. 1MPa) is available for NPU13 style only. Please add "C" at the Code No. e.g. HSK63A-NPU13C-135
- ★When it is used for centre through coolant holder, MIN. Chucking Dia. is 6mm.
- ★Lubrication Pipe is optional. Please refer to P.278

# HSK SIDE LOCK HOLDER



■ Simple and Rigid



SL

TAPER	Code No	φD	L	C	h	H	H1	G	Weight(kg)
HSK 63A	HSK 63A-SLS 6- 80	6	80	25	-	18	25	M6	0.9
	-SLS 8- 80	8		28			30	M8	0.9
	-SLS10- 80	10		35			20	42	M10
	-SLS12- 80	12		42		22.5	46	M12	1.2
	-SLS16- 80	16		48		24	52	M14	1.3
	-SLS20- 80	20		52		25	52	M16	1.4
	-SLS25-110	25	110	65	25	24	70	M18	1.8
-SLS32-110	32	72		28	75		M20	2.6	
HSK100A	HSK100A-SLS 6- 80	6	80	25	-	18	25	M6	2.3
	-SLS 8- 80	8		28			30	M8	2.3
	-SLS10- 80	10		35			20	42	M10
	-SLS12- 80	12		42		22.5	49	M12	2.6
	-SLS16-100	16		48		24	52	M14	3.0
	-SLS20-100	20		52		25	54	M16	3.1
	-SLS25-100	25	100	65	25	24	65	M18	3.7
	-SLS32-100	32		72	28		68	M20	3.9

- ★JIS B4005 end mill can be gripped.
- ★The Code No. for ultra heavy duty combination shank end mill is "DM". e.g. HSK100A-DM50.8-120
- ★Lubrication Pipe is optional. Please refer to P.278

