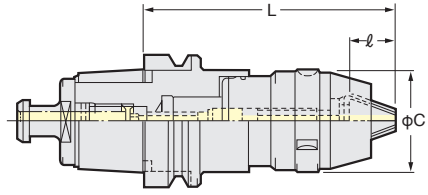


# NC5 NPU DRILL CHUCK

**NIKKEN**



NPU



TAPER	Code No.	Chucking Dia. φD	C	ℓ	L MIN.	L MAX.	Weight(kg)
NC5- 46	NC5- 46-NPU 8-100	0.3~ 8	38	18.8	100	104.7	1.0
	-NPU13-120	1 ~13	48.5	26.5	120	131.7	1.4
NC5- 63	NC5- 63-NPU 8- 90	0.3~ 8	38	18.8	90	94.7	1.3
	-NPU13-110	1 ~13	48.5	26.5	110	121.7	1.7
NC5- 85	NC5- 85-NPU 8- 90	0.3~ 8	38	18.8	90	94.7	2.8
	-NPU13-110	1 ~13	48.5	26.5	110	121.7	3.4
NC5-100	NC5-100-NPU 8- 90	0.3~ 8	38	18.8	90	94.7	3.8
	-NPU13-110	1 ~13	48.5	26.5	110	121.7	4.1

★NPU8 can not be used for Centre Through Coolant application.

★Please add "C" to the Code No. for Centre Through Coolant type NPU13(1MPa).  
e.g. NC5-63-NPU13C-110

★Wrench is available as an option. NPU8: NPUL-8, NPU13: NPUL-13.

★When it is used for centre through coolant holder, MIN. Chucking Dia. is 6mm.

NC5

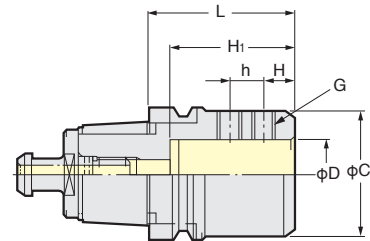
# NC5 SIDE LOCK HOLDER

**NIKKEN**



SL

Photo shows the holder with NIKKEN COMBATZ DRILL.  
P.309



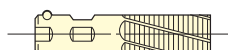
## SIDE LOCK HOLDER for Drill

TAPER	Code No.	C	h	H	H <sub>1</sub>	G	Weight (kg)
NC5- 63	NC5- 63-SL20CN-55	50	—	14	45	M12(P=1.25)	1.4
	-SL25CN-60	55	15	11	55		1.6
	-SL32CN-70	61	20	12	60		1.7
	-SL40CN-80	70	19	15	70		1.8
NC5- 85	NC5- 85-SL20CN-70	50	16	12	45	M10(P=1.5)	2.8
	-SL25CN-70	55	17	14	55	M12(P=1.25)	2.9
	-SL32CN-70	60	15	15	60		2.8
	-SL40CN-80	84	19	18	70		3.7
NC5-100	NC5-100-SL20CN-80	50	16	12	45		M10(P=1.5)
	-SL25CN-80	55	17	14	55	M12(P=1.25)	4.4
	-SL32CN-80	60	16	15	60		4.6
	-SL40CN-80	88	19	15	70		5.9

★All holders are High Pressure Centre Through Coolant type. (7MPa).

The Code No. of SIDE LOCK HOLDER for Combination Shank Cutter is "DM".

e.g. NC5-100-DM50.8-120  
NC5- 85-DM50.8-120



## SIDE LOCK HOLDER for End Mill

TAPER	Code No.	C	h	H	H <sub>1</sub>	G	Weight (kg)
NC5- 63	NC5- 63-SLS16- 60	48	—	24	60	M14(P=2)	1.4
	-SLS20- 75	52	—	25	70	M16(P=2)	1.7
	-SLS25- 90	63	25	24	75	M18(P=2)	1.9
	-SLS32-105	72	28	24	90	M20(P=2)	2.0
NC5- 85	NC5- 85-SLS16- 70	48	—	24	60	M14(P=2)	2.7
	-SLS20- 70	52	—	25	70	M16(P=2)	3.2
	-SLS25- 95	65	25	24	75	M18(P=2)	3.6
	-SLS32-100	72	28	24	85	M20(P=2)	3.8
NC5-100	-SLS42-115	90	32	30	95	M20(P=2)	4.7
	-SLS50-120	95	35	35	83	M24(P=2)	6.0
	NC5-100-SLS16- 75	48	—	24	60	M14(P=2)	4.0
	-SLS20- 75	52	—	25	70	M16(P=2)	4.5
NC5-100	-SLS25- 75	65	25	24	75	M18(P=2)	4.7
	-SLS32- 75	72	28	24	90	M20(P=2)	4.9
	-SLS42-115	90	32	30	95	M20(P=2)	6.2
	-SLS50-105	98	34.5	35	90	M24(P=2)	7.5

★The above are suitable for JIS B4005 Shank End Mill.