
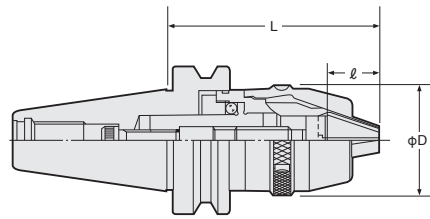
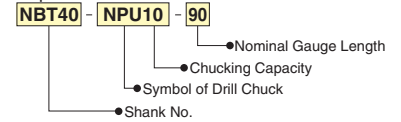


2LOCK NPU DRILL CHUCK



Being given favorable reception its Compactness, High Precision & High Rigidity.

Explanation of the Code No.



l : Chucking Length
 NPU 8 : 18.8mm
 NPU13 : 26.5

NPU

TAPER	Code No.	Chucking Range	D	L		Weight(kg)
				MIN.	MAX.	
No.30	NBT30-NPU 8- 70	0.3~8	38	76.5	83.5	0.7
	-NPU13- 95	1~13	48.5	102.1	113.1	1.2
No.40	NBT40-NPU 8- 70	0.3~8	38	76.5	83.5	1.2
	(NIT40) -110			115.5	122.5	1.5
	-155			160.5	167.5	1.7
	-NPU13- 80	1~13	48.5	86.1	97.1	1.5
	-130			137.1	148.1	2.2
	-175			182.1	193.1	2.7
No.50	NBT50-NPU 8- 85	0.3~8	38	87.5	94.5	3.8
	(NIT50) -110			115.5	122.5	3.9
	-170			175.5	182.5	4.3
	-NPU13- 90	1~13	48.5	97.1	108.1	4.1
	-130			137.1	148.1	4.6
	-190			197.1	208.1	5.2

★Wrench is available as an option. NPU 8: NPUL- 8
 NPU13: NPUL-13

2LOCK SIDE LOCK HOLDER



SLA

A TYPE (for END MILL)

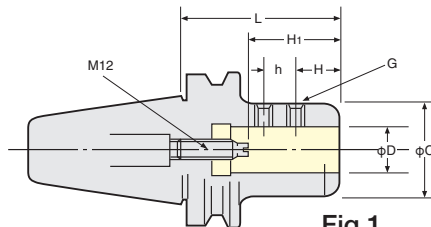


Fig.1

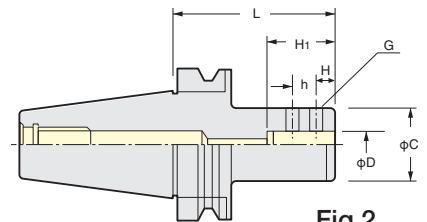


Fig.2

TAPER	Code No.	D	L	C	h	H	H ₁	G	Weight(kg)	
							MIN.~MAX.			
No.30	NBT30-SLA20- 75	20	75	50	21	15	55~ 70	M14 P=1.5	1.3	
No.40	NBT40-SLA20- 90	20	90	50	21	24	55~ 70	M14 P=1.5	1.8	
	(NIT40)-SLA25- 90	25							1.7	
No.50	-SLA32- 90,135*	32	90,135	60	25	25	55~ 70	M16 P=1.5	1.9,2.3	
	NBT50-SLA20-105,135*	20	105,135	50	21	24			M14 P=1.5	4.8,5.2
	(NIT50)-SLA25-105,135*,165*	25	105,135,165							4.7,5.2,5.7
	-SLA32-105,135*,165*	32	105,135,165	60	25	25			M16 P=1.5	4.0,4.9,5.5
	-SLA42-115*,150*	42	115,150	90	32	30	85~100	M20 P=2.0	6.6,7.5	

★Code No. of Side Lock Holder for Combination Shank is DM.
 ★The Code No. of Centre Through Coolant type is "SLOC". P.60

NBT50-DM32-120
 -DM50.8-120



★★ marked is available semi-standart.

B TYPE (for DRILL)

Fig.2

TAPER	Code No.	D	L	L ₁	H	C	W	DSA Socket-MT.No.	Weight(kg)
				MIN.~MAX.					
No.30	NBT30-SLB26-105	26	105	117~142	40	50	5	DSA26-MT1,MT2	1.5 1.4
No.40	NBT40-SLB26-105	26	105	117~142	40	50	5	DSA26-MT1,MT2	2.1 2.0
	-SLB35-135	35	135	147~182	55	60	6	DSA35-MT2,MT3	3.3 3.2
No.50	NBT50-SLB26-105	26	105	117~142	40	50	5	DSA26-MT1,MT2	4.8 4.7
	-SLB35-120	35	120	132~167	55	60	6	DSA35-MT2,MT3	5.4 5.3
	-SLB35-135	35	135	147~182	55	60	6		5.7 5.6
	-SLB48-165	48	165	181~227	65	80	8	DSA48-MT3,MT4	8.4 8.1

★Please refer P.59 for Collet and Sleeve.

2LOCK