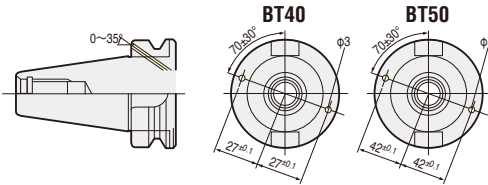


FLANGE THROUGH COOLANT TYPE HOLDER



High Pressure Coolant Through Flange

The Flange Through Coolant System is a solution against the spindle rust and the dust problems of Centre Through Coolant System. These Tool Holder are used for Machine has Flange Through Holes and standard as **DIN69871/B**.



NISHIDA **BT40** Machine's Flange Through Hole alignment is unique. Option **(T)** is available. Specify as **BT40-C20T-90**

RPT (Rust Proof Treatment) P.130

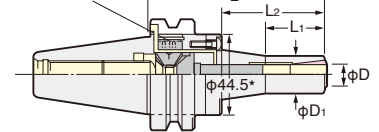
Pull Stud (with O-ring) for Flange Through type is also available.



MINI-MINI CHUCK ADVANCED ALPHA for Flange Through

30,000min⁻¹ & G2.5
Gripping from Front Nose
Run-out Accuracy: Within 3µm

New Locking Mechanism



High Speed

JAPAN PAT.

★ : MMC12 : φ52.4

TAPER	Code No.	φD	φD ₁	L ₁	L ₂	Collet	MAX. min ⁻¹	Weight (kg)
No.40	BT40-MMC 8F- 90-AA, 120-AA	2~ 8	20	33, 40	42, 72	VMK 8J	30,000	1.4, 1.5
	(IT40)-MMC12F- 90-AA, 120-AA	4~12	30	36, 60	44, 74	VMK12J		1.7, 1.8
No.50	BT50-MMC 8F-105-AA, 135-AA, 165-AA	2~ 8	20	33, 40, 40	42, 72, 102	VMK 8J	20,000	4.4, 4.5, 4.6
	(IT50)-MMC12F-105-AA, 135-AA, 165-AA	4~12	30	36, 60, 70	44, 74, 104	VMK12J		4.6, 4.7, 4.8

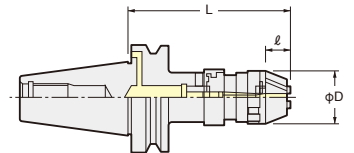
★Wrench is supplied as standard. Collet is available as an option P.36.

★Please use VMK Collet for the cutter with oil hole, and use VMK-J Collet for the cutter without oil hole.

★Photo shows MINI-MINI Chuck & VMK Collet chucking with φ2.7mm oil hole drill.



NPU DRILL CHUCK for Flange Through



TAPER	Code No.	φDmm	φD ₁	ℓ	L	Weight (kg)
No.40	BT40-NPU13F-105	6~ 13	48.5	26.5	112.1~123.1	1.9
	(IT40) 150				157.1~168.1	2.4
No.50	BT50-NPU13F-110	6~ 13	48.5	26.5	117.1~128.1	4.4
	(IT50) 150				157.1~168.1	4.8

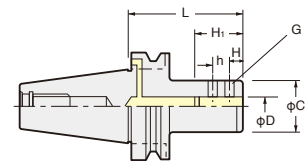
★Wrench is available as an option. NPU8: NPUL-8, NPU13: NPUL-13.

★Please use Slim Chuck P.129 for high pressure coolant (MAX. 7Mpa).

★MIN. Chucking Dia. for center through coolant is φ6mm.



SIDE LOCK HOLDER (for DRILL) for Flange Through



TAPER	Code No.	D	L	C	h	H	H ₁	G	Collet	Weight (kg)
No. 40	BT40-SL20F- 90	20	90	50	16	12	44.5	M10	—	1.8
	(IT40)-SL25F- 90	25	90	55	17	14	54.5	M12 P1.25	OK25	1.7
	-SL32F- 90	32	90	60	16	15	59.5	M12 P1.25	OK32	1.9
No. 50	BT50-SL20F-105	20	105	50	16	12	44.5	M10	—	4.8
	(IT50)-SL25F-105	25	105	55	17	14	54.5	M12 P1.25	OK25	4.7
	-SL32F-105	32	105	60	16	15	59.5	M12 P1.25	OK32	4.9
	-SL40F-105	40	105	88	19	18	70	M12 P1.25	OK40	5.2

★For OK25, OK32 and OK40 Collet, please refer P.135.

B1