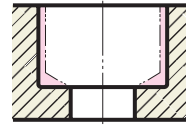


NIKKEN NC SENSOR REAMER

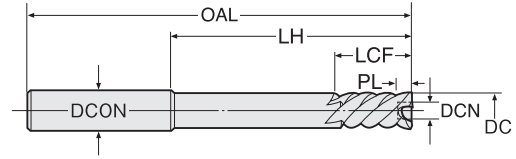


NCS-F

For STEPPED HOLE
NC Sensor Reamer (Straight Shank)



Explanation of the Code No.
NCS - **10.0** - **F**
 • FOR STEPPED HOLE
 • DIAMETER
 • NC SENSOR SERIES
 NCS : STRAIGHT SHANK



*See P.4 for icons.

STOCK: ●=STANDARD STOCK ITEM(IN JAPAN) △=PRODUCTION BY ORDER

Code No.	STOCK	DC H7	OAL	DCON	PL	DCN	LCF	LH
NCS-89.0F	●	89.0	330	42	1.5	60	65	240
- 90.0F	●	90.0	330	42	1.5	62	65	240
- 91.0F	●	91.0	330	42	1.5	62	65	240
- 92.0F	●	92.0						
- 93.0F	●	93.0	330	42	1.5	65	65	240
- 94.0F	●	94.0						

Code No.	STOCK	DC H7	OAL	DCON	PL	DCN	LCF	LH
NCS-95.0F	●	95.0	330	42	1.5	65	65	240
- 96.0F	●	96.0	330	42	1.5	68	65	240
- 97.0F	●	97.0						
- 98.0F	●	98.0	330	42	1.5	70	65	240
- 99.0F	●	99.0						
- 100.0F	●	100.0						

PL means chamfering length to ϕ DC.

★DCN is the front end bore diameter without bottom teeth, thus please make sure predrilled hole should be larger than ϕ DCN.

★Please Use Right-Handed Helix Reamer When There Are Not Enough Space For The Chips. For Stepped Hole P.81

★Please slightly decrease feed rate before reaching the bottom of the hole without using G86.

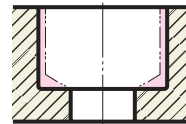
HSS FOR STEPPED HOLE

NIKKEN NC SENSOR REAMER

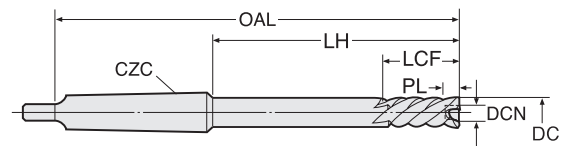


NCM-F

For STEPPED HOLE
NC Sensor Reamer (Morse Taper Shank)



Explanation of the Code No.
NCM - **10.0** - **F**
 • FOR STEPPED HOLE
 • DIAMETER
 • NC SENSOR SERIES
 NCM : MORSE TAPER SHANK



*See P.4 for icons.

STOCK: ●=STANDARD STOCK ITEM(IN JAPAN) △=PRODUCTION BY ORDER

Code No.	STOCK	DC H7	OAL	CZC	PL	DCN	LCF	LH
NCM- 6.0F	△	6.0	130	MT1	0.6	3.0	25	64.5
- 7.0F	△	7.0	140	MT1	0.6	3.0	25	74.5
- 8.0F	△	8.0	150	MT1	0.6	3.5	25	84.5
- 9.0F	△	9.0	165	MT1	0.6	4.0	30	99.5
-10.0F	△	10.0	165	MT1	0.6	4.5	30	99.5
-11.0F	△	11.0	170	MT1	0.6	4.5	30	104.5
-12.0F	△	12.0	175	MT1	0.6	5.5	30	109.5
-13.0F	△	13.0	180	MT1	0.6	5.5	30	114.5
-14.0F	△	14.0	180	MT1	0.6	6.5	35	114.5
-15.0F	△	15.0	200	MT2	0.6	6.5	35	120
-16.0F	△	16.0	205	MT2	0.6	6.5	35	125
-17.0F	△	17.0	205	MT2	0.6	7.0	35	125
-18.0F	△	18.0	210	MT2	0.6	8.0	40	130
-19.0F	△	19.0						
-20.0F	△	20.0	220	MT2	0.6	9.0	40	140
-21.0F	△	21.0	230	MT2	0.6	9.0	40	150

Code No.	STOCK	DC H7	OAL	CZC	PL	DCN	LCF	LH
NCM-22.0F	△	22.0	230	MT2	0.6	10.0	40	150
-23.0F	△	23.0	240	MT2	0.6	11.0	40	160
-24.0F	△	24.0	250	MT3	0.6	11.0	40	151
-25.0F	△	25.0	255	MT3	0.6	12.0	40	156
-26.0F	△	26.0	255	MT3	0.6	13.0	40	156
-27.0F	△	27.0						
-28.0F	△	28.0	260	MT3	0.6	14.0	45	161
-29.0F	△	29.0	260	MT3	1.0	15.0	45	161
-30.0F	△	30.0						
-32.0F	△	32.0	300	MT3	1.0	17.0	45	201
-35.0F	△	35.0	325	MT4	1.0	19.0	48	201
-36.0F	△	36.0	330	MT4	1.0	19.0	48	206
-40.0F	△	40.0	330	MT4	1.0	22.0	52	206
-42.0F	△	42.0	335	MT4	1.5	23.0	55	211
-45.0F	△	45.0	335	MT4	1.5	25.0	55	211
-50.0F	△	50.0	385	MT5	1.5	29.0	60	229

★PL means chamfering length to ϕ DC.

★DCN is the front end bore diameter without bottom teeth, thus please make sure predrilled hole should be larger than ϕ DCN.

★Please use Right-Handed Helix Reamer when there are not enough space for the chips. P.81

★Please slightly decrease feed rate before reaching the bottom of the hole without using G86.