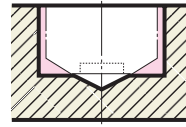


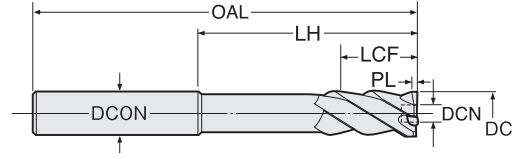
NIKKEN CARBIDE MILL REAMER DLC COATING RIGHT HAND HELICAL



RXS-F-DLC RIGHT HAND HELICAL For BLIND HOLE Mill Reamer (DLC Coating)



Explanation of the Code No.
RXS - MILLREAMER SERIES
10.0 - DIAMETER
F - FOR BLIND HOLE
DLC - DLC COATING
 RXS : STRAIGHT SHANK RIGHT HAND HELICAL FOR BLIND HOLE



MILLING BLADE RH-HELIX 30-40° DLC COAT P.132

*See P.4 for icons.

STOCK: ●=STANDARD STOCK ITEM(IN JAPAN) △=PRODUCTION BY ORDER

⚠ LCF must be longer than hole depth

Code No.	STOCK	DC H7	OAL	DCON	PL	DCN	LCF	LH
RXS- 2.97F-DLC	△	2.97						
- 2.98F-DLC	△	2.98						
- 2.99F-DLC	△	2.99						
- 3.0 F-DLC	△	3.0						
- 3.01F-DLC	△	3.01						
- 3.02F-DLC	△	3.02	60	3	0.6	1.2	16	35
- 3.03F-DLC	△	3.03						
- 3.04F-DLC	△	3.04						
- 3.05F-DLC	△	3.05						
- 3.1 F-DLC	△	3.1						
- 3.2 F-DLC	△	3.2						
- 3.3 F-DLC	△	3.3						
- 3.4 F-DLC	△	3.4						
- 3.5 F-DLC	△	3.5						
- 3.6 F-DLC	△	3.6						
- 3.7 F-DLC	△	3.7						
- 3.8 F-DLC	△	3.8	60	4	0.6	2.0	18	35
- 3.9 F-DLC	△	3.9						
- 3.97F-DLC	△	3.97						
- 3.98F-DLC	△	3.98						
- 3.99F-DLC	△	3.99						
- 4.0 F-DLC	△	4.0						
- 4.01F-DLC	△	4.01						
- 4.02F-DLC	△	4.02						
- 4.03F-DLC	△	4.03						
- 4.04F-DLC	△	4.04	60	4	0.6	2.0	18	35
- 4.05F-DLC	△	4.05						
- 4.1 F-DLC	△	4.1						
- 4.2 F-DLC	△	4.2						
- 4.3 F-DLC	△	4.3						
- 4.4 F-DLC	△	4.4						
- 4.5 F-DLC	△	4.5	75	5	0.6	2.0	22	45
- 4.6 F-DLC	△	4.6						
- 4.7 F-DLC	△	4.7						
- 4.8 F-DLC	△	4.8						
- 4.9 F-DLC	△	4.9						
- 4.97F-DLC	△	4.97						
- 4.98F-DLC	△	4.98	75	5	0.6	2.5	22	45
- 4.99F-DLC	△	4.99						
- 5.0 F-DLC	△	5.0						
- 5.01F-DLC	△	5.01						
- 5.02F-DLC	△	5.02						
- 5.03F-DLC	△	5.03						
- 5.04F-DLC	△	5.04	75	5	0.6	2.5	22	45
- 5.05F-DLC	△	5.05						
- 5.1 F-DLC	△	5.1						
- 5.2 F-DLC	△	5.2						
- 5.3 F-DLC	△	5.3						
- 5.4 F-DLC	△	5.4						
- 5.5 F-DLC	△	5.5	100	6	0.6	2.5	25	65
- 5.6 F-DLC	△	5.6						
- 5.7 F-DLC	△	5.7						
- 5.8 F-DLC	△	5.8						
- 5.9 F-DLC	△	5.9						
- 5.97F-DLC	△	5.97						
- 5.98F-DLC	△	5.98	100	6	0.6	3.0	25	65
- 5.99F-DLC	△	5.99						
- 6.0 F-DLC	△	6.0						

Code No.	STOCK	DC H7	OAL	DCON	PL	DCN	LCF	LH
RXS- 6.01F-DLC	△	6.01						
- 6.02F-DLC	△	6.02						
- 6.03F-DLC	△	6.03						
- 6.04F-DLC	△	6.04	100	6	0.6	3.0	25	65
- 6.05F-DLC	△	6.05						
- 6.1 F-DLC	△	6.1						
- 6.2 F-DLC	△	6.2						
- 6.3 F-DLC	△	6.3						
- 6.4 F-DLC	△	6.4						
- 6.5 F-DLC	△	6.5	110	8	0.6	3.0	25	70
- 6.6 F-DLC	△	6.6						
- 6.7 F-DLC	△	6.7						
- 6.8 F-DLC	△	6.8						
- 6.9 F-DLC	△	6.9						
- 6.97F-DLC	△	6.97						
- 6.98F-DLC	△	6.98	110	8	0.6	3.5	25	70
- 6.99F-DLC	△	6.99						
- 7.0 F-DLC	△	7.0						
- 7.01F-DLC	△	7.01						
- 7.02F-DLC	△	7.02						
- 7.03F-DLC	△	7.03						
- 7.04F-DLC	△	7.04	110	8	0.6	3.5	25	70
- 7.05F-DLC	△	7.05						
- 7.1 F-DLC	△	7.1						
- 7.2 F-DLC	△	7.2						
- 7.3 F-DLC	△	7.3						
- 7.4 F-DLC	△	7.4						
- 7.5 F-DLC	△	7.5						
- 7.6 F-DLC	△	7.6						
- 7.7 F-DLC	△	7.7						
- 7.8 F-DLC	△	7.8	125	8	0.6	4.0	25	85
- 7.9 F-DLC	△	7.9						
- 7.97F-DLC	△	7.97						
- 7.98F-DLC	△	7.98						
- 7.99F-DLC	△	7.99						
- 8.0 F-DLC	△	8.0						
- 8.01F-DLC	△	8.01						
- 8.02F-DLC	△	8.02						
- 8.03F-DLC	△	8.03						
- 8.04F-DLC	△	8.04	125	8	0.6	4.0	25	85
- 8.05F-DLC	△	8.05						
- 8.1 F-DLC	△	8.1						
- 8.2 F-DLC	△	8.2						
- 8.3 F-DLC	△	8.3						
- 8.4 F-DLC	△	8.4						
- 8.5 F-DLC	△	8.5						
- 8.6 F-DLC	△	8.6						
- 8.7 F-DLC	△	8.7						
- 8.8 F-DLC	△	8.8	135	10	0.6	4.5	25	90
- 8.9 F-DLC	△	8.9						
- 8.97F-DLC	△	8.97						
- 8.98F-DLC	△	8.98						
- 8.99F-DLC	△	8.99						
- 9.0 F-DLC	△	9.0						
- 9.01F-DLC	△	9.01						
- 9.02F-DLC	△	9.02						
- 9.03F-DLC	△	9.03	135	10	0.6	4.5	25	90
- 9.04F-DLC	△	9.04						

★PL means chamfering length to φDC.

★Please slightly decrease feed rate before reaching the bottom of the hole without using G86.

Next page >>>>

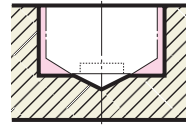
CARBIDE FOR BLIND HOLE



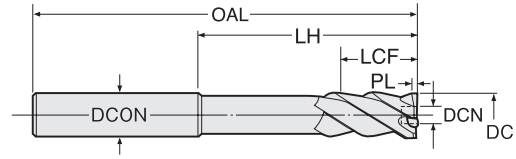
NIKKEN CARBIDE MILL REAMER DLC COATING RIGHT HAND HELICAL



RXS-F-DLC RIGHT HAND HELICAL For BLIND HOLE Mill Reamer (DLC Coating)



Explanation of the Code No.
RXS - **10.0** - **F** - **DLC**
 • MILLREAMER SERIES
 • DIAMETER
 • FOR BLIND HOLE
 • DLC COATING
 RXS : STRAIGHT SHANK RIGHT HAND HELICAL FOR BLIND HOLE



MILLING BLADE **RH-HELIX 30°** **DLC COAT** **P.136** *See P.4 for icons.

STOCK: ●=STANDARD STOCK ITEM(IN JAPAN) △=PRODUCTION BY ORDER

⚠ LCF must be longer than hole depth

Code No.	STOCK	DC H7	OAL	DCON	PL	DCN	LCF	LH
RXS- 9.05F-DLC	△	9.05	135	10	0.6	4.5	25	90
- 9.1 F-DLC	△	9.1						
- 9.2 F-DLC	△	9.2						
- 9.3 F-DLC	△	9.3						
- 9.4 F-DLC	△	9.4						
- 9.5 F-DLC	△	9.5						
- 9.6 F-DLC	△	9.6						
- 9.7 F-DLC	△	9.7						
- 9.8 F-DLC	△	9.8						
- 9.9 F-DLC	△	9.9						
- 9.97F-DLC	△	9.97						
- 9.98F-DLC	△	9.98						
- 9.99F-DLC	△	9.99						
-10.0 F-DLC	△	10.0	150	10	0.6	5.0	29	100
-10.01F-DLC	△	10.01						
-10.02F-DLC	△	10.02						
-10.03F-DLC	△	10.03						
-10.04F-DLC	△	10.04						
-10.05F-DLC	△	10.05						
-10.1 F-DLC	△	10.1						
-10.2 F-DLC	△	10.2						
-10.3 F-DLC	△	10.3						
-10.4 F-DLC	△	10.4						
-10.5 F-DLC	△	10.5						
-10.6 F-DLC	△	10.6						
-10.7 F-DLC	△	10.7						
-10.8 F-DLC	△	10.8						
-10.9 F-DLC	△	10.9						
-10.97F-DLC	△	10.97						
-10.98F-DLC	△	10.98						
-10.99F-DLC	△	10.99						
-11.0 F-DLC	△	11.0	155	12	0.6	5.0	29	105
-11.01F-DLC	△	11.01						
-11.02F-DLC	△	11.02						
-11.03F-DLC	△	11.03						
-11.04F-DLC	△	11.04						
-11.05F-DLC	△	11.05						
-11.1 F-DLC	△	11.1						
-11.2 F-DLC	△	11.2						
-11.3 F-DLC	△	11.3						
-11.4 F-DLC	△	11.4						
-11.5 F-DLC	△	11.5						
-11.6 F-DLC	△	11.6						
-11.7 F-DLC	△	11.7						
-11.8 F-DLC	△	11.8						
-11.9 F-DLC	△	11.9						

Code No.	STOCK	DC H7	OAL	DCON	PL	DCN	LCF	LH
RXS-11.97F-DLC	△	11.97	160	12	0.6	6.0	29	105
-11.98F-DLC	△	11.98						
-11.99F-DLC	△	11.99						
-12.0 F-DLC	△	12.0						
-12.01F-DLC	△	12.01	160	12	0.6	6.0	29	105
-12.02F-DLC	△	12.02						
-12.03F-DLC	△	12.03						
-12.04F-DLC	△	12.04						
-12.05F-DLC	△	12.05						
-12.1 F-DLC	△	12.1						
-12.2 F-DLC	△	12.2						
-12.3 F-DLC	△	12.3						
-12.4 F-DLC	△	12.4						
-12.5 F-DLC	△	12.5						
-12.6 F-DLC	△	12.6						
-12.7 F-DLC	△	12.7						
-12.8 F-DLC	△	12.8						
-12.9 F-DLC	△	12.9						
-12.97F-DLC	△	12.97						
-12.98F-DLC	△	12.98						
-12.99F-DLC	△	12.99						
-13.0 F-DLC	△	13.0	165	12	0.6	6.0	29	110
-13.01F-DLC	△	13.01						
-13.02F-DLC	△	13.02						
-13.03F-DLC	△	13.03						
-13.04F-DLC	△	13.04						
-13.05F-DLC	△	13.05						
-13.1 F-DLC	△	13.1						
-13.2 F-DLC	△	13.2						
-13.3 F-DLC	△	13.3						
-13.4 F-DLC	△	13.4						
-13.5 F-DLC	△	13.5						
-13.6 F-DLC	△	13.6						
-13.7 F-DLC	△	13.7						
-13.8 F-DLC	△	13.8						
-13.9 F-DLC	△	13.9						
-13.97F-DLC	△	13.97						
-13.98F-DLC	△	13.98						
-13.99F-DLC	△	13.99						
-14.0 F-DLC	△	14.0	170	16	0.6	7.0	29	115
-14.01F-DLC	△	14.01						
-14.02F-DLC	△	14.02						
-14.03F-DLC	△	14.03						
-14.04F-DLC	△	14.04						
-14.05F-DLC	△	14.05						

- ★PL means chamfering length to ϕ DC.
- ★DCN is the front end bore diameter without bottom teeth, thus please make sure predrilled hole should be larger than ϕ DCN.
- ★When chips may be tangled, we recommend Right-Handed Helix Mill Reamer with OH.
- ★This is not suitable to use on drilling machine due to tensile force of right-handed. Please use on machining center, NC lathe and milling machine.
- ★Please slightly decrease feed rate before reaching the bottom of the hole without using G86.



DLC coating reamer is for aluminium and non-ferrous metals reaming. Please select most suitable reamer for the other materials. P.5, P.6